



PLANNING DEPARTMENT

800 4th AVENUE EAST
WEST FARGO, ND 58078
PHONE: 701-433-5320

Fence Installation Requirements

FENCE CONSTRUCTION REQUIREMENTS

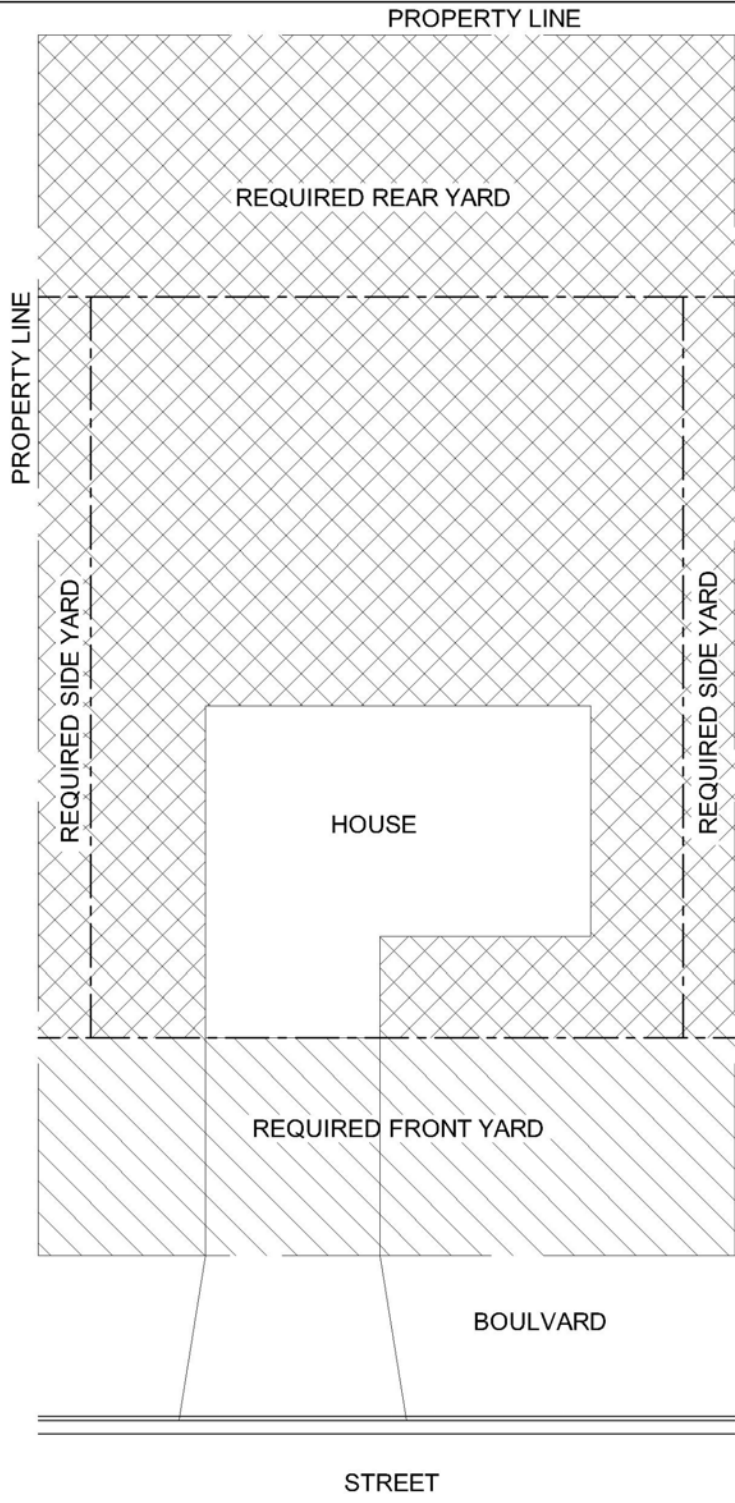
1. Fences shall be defined as artificially constructed structures of any fencing material or combination of materials, that are decay resistant and or non-corrosive, erected to enclose or screen areas of land.
2. Fences are permitted in the buildable area and in any required yard.
3. Fences along the sides and front edge of any required front yard shall be a maximum of 2 feet 6 inches in height, except open fences, such as split rail or chain link without privacy slats, which permit a direct vision through at least 50% of the fence surface area, shall be allowed a maximum height of 4 feet.
4. Fences along the edges of the required side and rear yards shall be allowed a maximum height of 6 feet.
5. All fencing and screening shall meet visibility requirements for intersections by not impeding vision between a height of 2 feet 6 inches and 10 feet within 30 feet from the intersecting curb lines, or within 20 feet from the intersecting property lines if there is no curb.
6. Fences are allowed to be constructed up to the property line. Be advised the owner of the fence must maintain and keep the fence in good condition without encroaching onto the neighboring property. Also, if the fence is set back away from the property line the area between the property line and fence must be maintained.
7. No fence shall be constructed or maintained with electrified barbed wire or other spiked materials which may pose injurious to public health and safety.
8. Posts and other supporting structure used in the construction of the fence shall be faced inward toward the fence owner's property being fenced.




ADDITIONAL NOTES:

9. Fences are allowed to be constructed up to the property line. Be advised the owner of the fence must maintain and keep the fence in good condition **without** encroaching onto the neighboring property. Also, if the fence is set back away from the property line the area between the property line and fence must be maintained.
10. **Fences shall not be installed back to back. There must be enough space between fences to adequately maintain the grass height and fence panels if required (minimum of 30").**
11. **It shall be the property owner responsibility to verify and locate the property corner pins prior to installing any fence. If the location of the fence, in relation to the property lines, comes in to question, it will be the property owner's responsibility to have their property corner pins located by a Registered Professional Land Surveyor**

All fencing requirements are governed by Section 4-441 of the West Fargo City Ordinance.

The following sheets are only provided as reference to assist you in drafting your plans for your project.

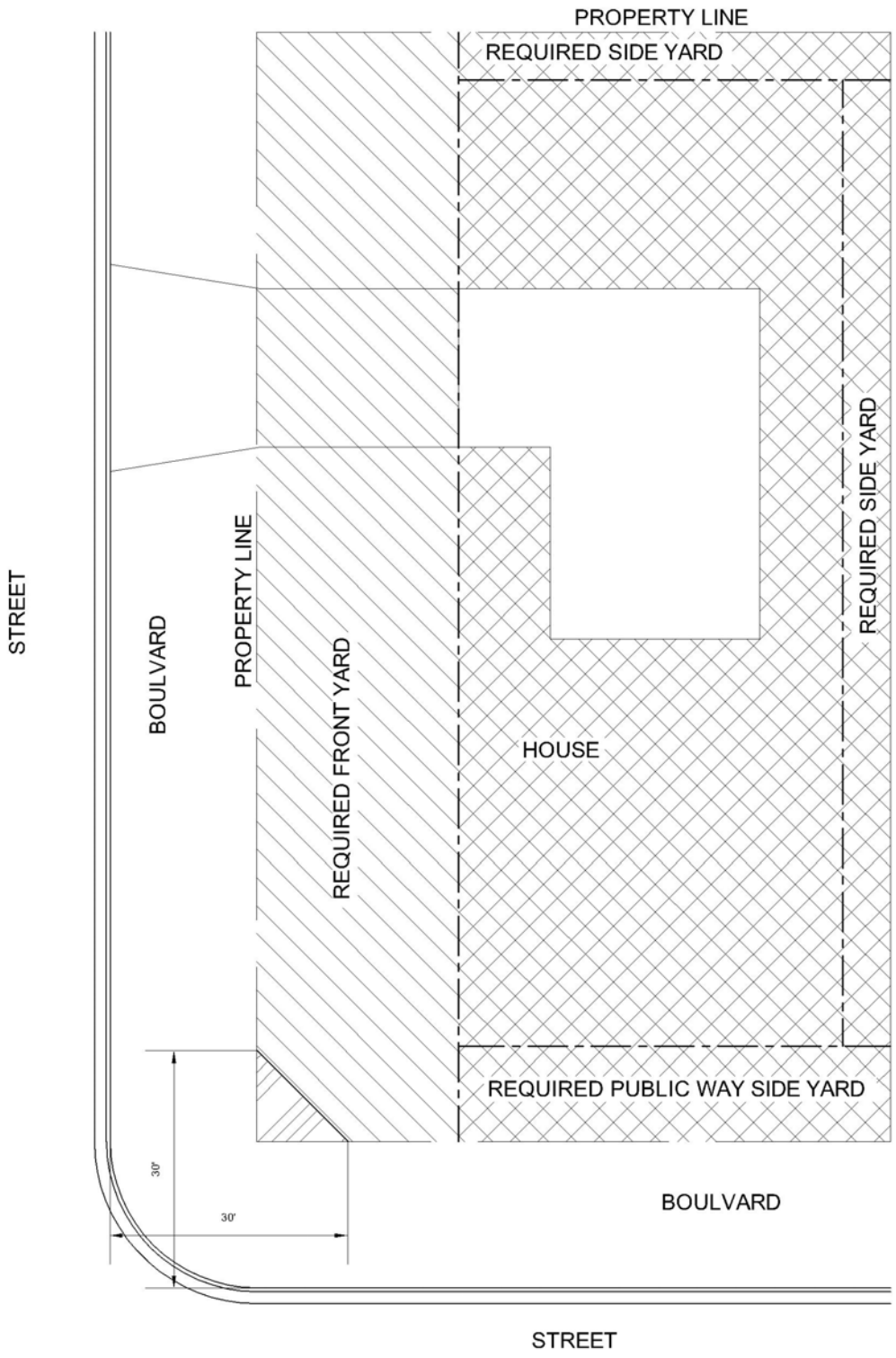





-  MAXIMUM FENCE HEIGHT - SOLID - 2 FEET 6 INCHES
- 75% SEE THROUGH AREA - 4 FEET
-  MAXIMUM FENCE HEIGHT - ANY TYPE - 6 FEET
-  MAXIMUM FENCE HEIGHT - ANY TYPE - 2 FEET 6 INCHES



TYPICAL FENCING REQUIREMENTS
INTERIOR LOT

DATE AUG. 2006	REVISED	CH'D BY	DRAWING 1
DRAWN BY MAH	PROJ. NO.	SCALE N.T.S.	OF 3

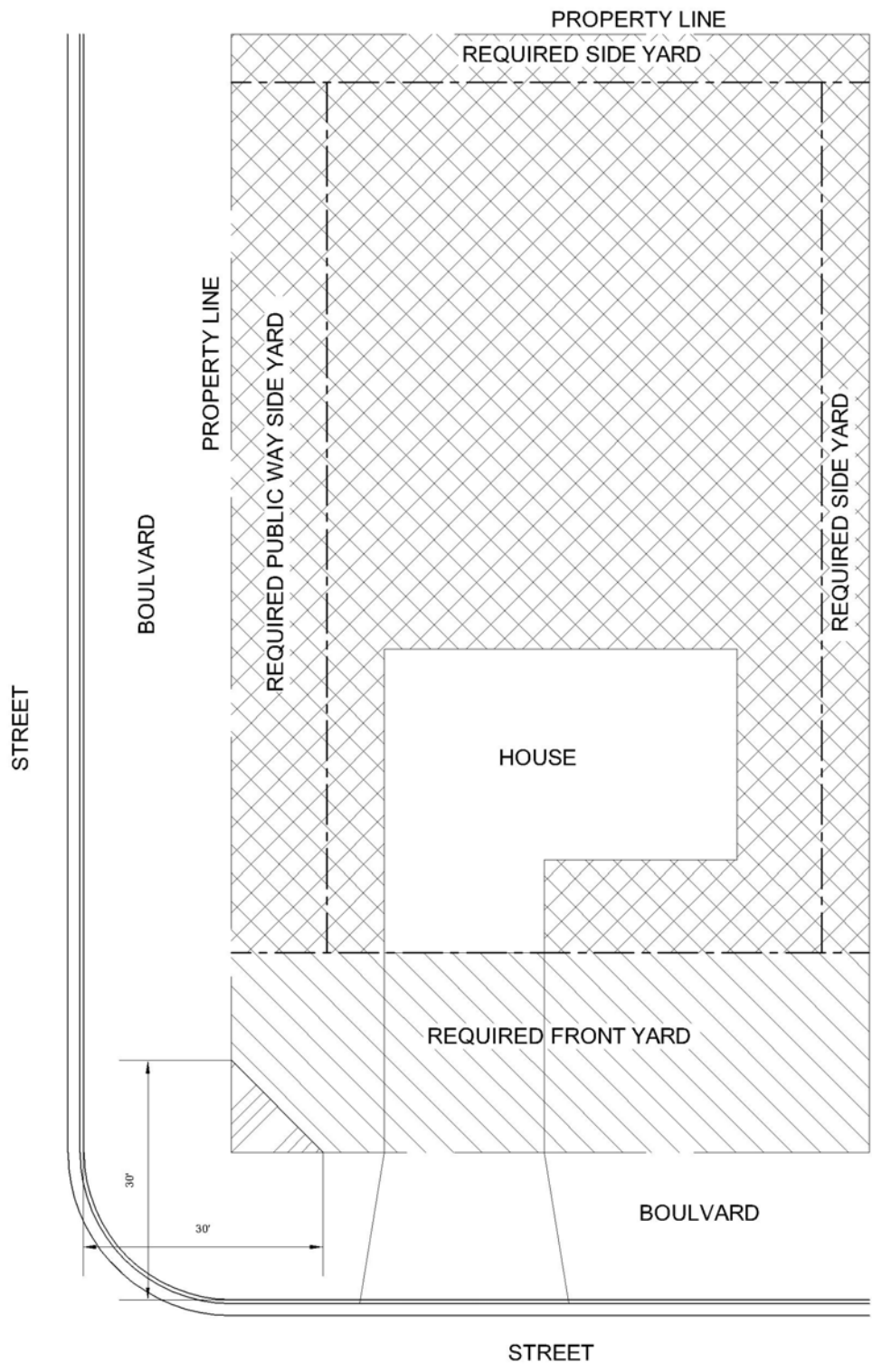





-  MAXIMUM FENCE HEIGHT - SOLID - 2 FEET 6 INCHES
- 75% SEE THROUGH AREA - 4 FEET
-  MAXIMUM FENCE HEIGHT - ANY TYPE - 6 FEET
-  MAXIMUM FENCE HEIGHT - ANY TYPE - 2 FEET 6 INCHES



TYPICAL FENCING REQUIREMENTS
CORNER LOT

DATE AUG. 2006	REVISED	CHD BY	DRAWING 2
DRAWN BY MAH	PROJ. NO.	SCALE N.T.S.	OF 3



-  MAXIMUM FENCE HEIGHT - SOLID - 2 FEET 6 INCHES
- 75% SEE THROUGH AREA - 4 FEET
-  MAXIMUM FENCE HEIGHT - ANY TYPE - 6 FEET
-  MAXIMUM FENCE HEIGHT - ANY TYPE - 2 FEET 6 INCHES



TYPICAL FENCING REQUIREMENTS
CORNER LOT ALTERNATE

DATE AUG. 2006	REVISED	CH'D BY	DRAWING 3
DRAWN BY MAH	PROJ. NO.	SCALE N.T.S.	OF 3